

NOXAC-4RGTWW

4" AC Onyx Adjustable LED Retrofit

Source: 11W
800lm

PRODUCT DESCRIPTION

4" AC Onyx adjustable LED retrofit downlights requires no driver and allow for a sleek design. Spun aluminum construction provides clean sharp edges and is suitable for use with most 4" recessed housings. Luminaire features two-axis rotation with 15° tilt and 360° rotation.

FEATURES

- Delivering over 800 lumens
- 15° tilt and 360° rotation
- Five color temperatures in each fixture (2700K / 3000K / 3500K / 4000K / 5000K)
- Dimmable AC LED
- Includes medium base socket adapter for easy retrofitting in 4" recessed housings
- Quick connector is compatible with dedicated LED housings
- 5-year limited warranty
- cULus classified for indoor wet locations
- ENERGY STAR certified

SPECIFICATION

Reflector: One piece, spun aluminum construction dissipates heat and extends life. Unitized Thermal Management, UTM, provides exceptional cool operation.

Mounting: Two steel, spring mounting blades allow for easy and secure mounting in most 4" housings.

Retrofit: Luminaires include a medium base screw-socket adapter (NRA-211SM) for retrofitting into medium base downlight housings. Intended to be used as a LED lamp replacement. GU24 socket adapter (NRA-212SM) is available.

ELECTRICAL

Voltage: 120VAC

Lumens / Wattage: 800lm / 11W

Color Temperature: Selectable CCT: 27K / 30K / 35K / 40K / 50K (Note: Preset to 3000K)

Color Rendering Index: 90+ CRI

Beam Spread: 114° Wide Flood

Operating Temperature: 0°C to 25°C

Dimming: Triac or ELV

[Click Here](#) or check complete dimmer list at www.NoraLighting.com in the "Compatibility" page under "Resources" tab

COMPATIBLE HOUSINGS

Onyx retrofits are compatible with most 4" IC and Non-IC housings by Nora and others.

Fire Box

- NFJB-R4* ICAT Junction Box
- NFBIC-4LMRATA* IC Air-Tight Dedicated LED Firebox
- NFBIC-427LMRATA* Shallow ICAT Dedicated LED Firebox
- NFBIC-4INCATA IC Air-Tight Line Voltage Firebox

New Construction

- NHIC-4LMRAT* IC Air-Tight Dedicated LED
- NHIC-4LMRAT/277* ICAT Dedicated LED, 277V (includes step-down transformer)
- NHICCP-4LMRAT* Chicago Plenum Dedicated LED
- NHIC-427LMRAT* Shallow IC Air-Tight Dedicated LED
- NSIC-401QAT IC Air-Tight Line Voltage
- NS-401QAT Air-Tight Line Voltage
- NHIC-4G24AT IC Air-Tight GU24

Remodel

- NHRIC-4LMRAT* IC Air-Tight Dedicated LED
- NHRIC-427LMRAT* Shallow IC Air-Tight Dedicated LED
- NSR-404QAT Air-Tight Line Voltage
- NSRIC-404QAT IC Air-Tight Line Voltage

* Nora LED Dedicated housings are listed for use only with Nora LED Retrofits.

LABELS AND LISTINGS

- cULus classified for indoor wet Locations
- ENERGY STAR certified
- 5-Year Limited Warranty
- Meets ASTM-E283 Air-Tight requirements
- FCC compliant
- Certified to the high efficacy requirements of California Title 24 JA8-2022



Type

Project

Catalog No.

Notes

Performance Data

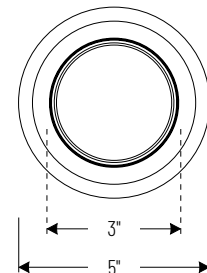
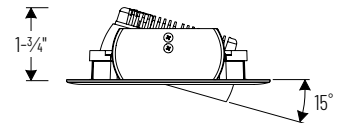
Part Number	2700K	3000K	3500K	4000K	5000K
NOXAC-4RGTW	728lm	763lm	809lm	811lm	810lm

PRODUCT IMAGES AND DIMENSIONS



Selectable CCT

Five position sliding switch
27K / 30K / 35K / 40K / 50K



4" AC Onyx Adjustable LED Retrofit

Description

NOXAC-4RGTWW = 4" AC Onyx Adjustable LED Retrofit, White Finish

Optional Accessories

Description

NRA-211SM = Medium base screw-in socket (included w/ each)

NRA-212SM = Socket adapter for use with GU24 housings

Example: NOXAC-4RGTWW = 4" AC Onyx Adjustable LED Retrofit, White Finish

PHOTOMETRICS

4" AC Onyx Adjustable LED Retrofit

Type

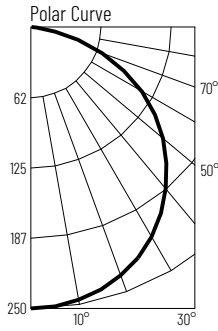
Project

Catalog No.

Notes

Test Information

Test Number: NTR2184R1
 Part Number: NOXAC-4RGTWWW
 Beam Spread: 114° Wide Flood
 Lumens: 728lm
 Wattage: 9.97W
 Efficacy: 73lpw
 CCT / CRI: 2700K / 90 CRI
 Spacing Criteria (0°-180°): 1.28
 Spacing Criteria (90°-270°): 1.26



Illuminance at a Distance

Distance from Luminaire	FC at Nadir	Beam Diameter
4'	15.6fc	12"-4"
6'	7fc	18"-6"
8'	4fc	24"-8"
10'	2.5fc	30"-10"
12'	1.7fc	37"-0"

Zonal Lumen Summary

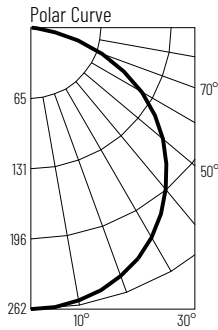
Zone	Lumens	% Luminaire
0-30	194	26.7
0-40	319	43.8
0-60	566	77.8
0-90	728	100
90-180	0	0
0-180	728	100

Candela Table

Vertical Angles	Candela
0	250
5	248
15	240
25	224
35	199
45	167

Test Information

Test Number: NTR2185R1
 Part Number: NOXAC-4RGTWWW
 Beam Spread: 114° Wide Flood
 Lumens: 763lm
 Wattage: 9.99W
 Efficacy: 76lpw
 CCT / CRI: 3000K / 90 CRI
 Spacing Criteria (0°-180°): 1.28
 Spacing Criteria (90°-270°): 1.26



Illuminance at a Distance

Distance from Luminaire	FC at Nadir	Beam Diameter
4'	16.4fc	12"-4"
6'	7.3fc	18"-6"
8'	4.1fc	24"-8"
10'	2.6fc	30"-10"
12'	1.8fc	37"

Zonal Lumen Summary

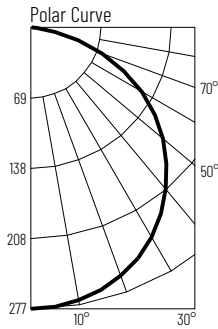
Zone	Lumens	% Luminaire
0-30	204	26.7
0-40	334	43.8
0-60	594	77.8
0-90	763	100
90-180	0	0
0-180	763	100

Candela Table

Vertical Angles	Candela
0	262
5	261
15	252
25	235
35	209
45	176

Test Information

Test Number: NTR2186R1
 Part Number: NOXAC-4RGTWWW
 Beam Spread: 114° Wide Flood
 Lumens: 809lm
 Wattage: 10.09W
 Efficacy: 80lpw
 CCT / CRI: 3500K / 90 CRI
 Spacing Criteria (0°-180°): 1.28
 Spacing Criteria (90°-270°): 1.26



Illuminance at a Distance

Distance from Luminaire	FC at Nadir	Beam Diameter
4'	17.3fc	12"-4"
6'	7.7fc	18"-5"
8'	4.3fc	24"-5"
10'	2.8fc	30"-8"
12'	1.9fc	36"-11"

Zonal Lumen Summary

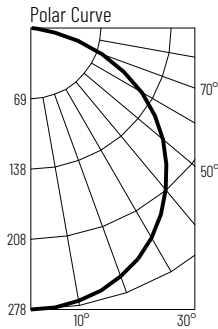
Zone	Lumens	% Luminaire
0-30	178	22
0-40	297	36.7
0-60	611	75.6
0-90	809	100
90-180	0	0
0-180	809	100

Candela Table

Vertical Angles	Candela
0	277
5	276
15	266
25	248
35	221
45	186

Test Information

Test Number: NTR2187R1
 Part Number: NOXAC-4RGTWWW
 Beam Spread: 114° Wide Flood
 Lumens: 811lm
 Wattage: 9.97W
 Efficacy: 81lpw
 CCT / CRI: 4000K / 90 CRI
 Spacing Criteria (0°-180°): 1.26
 Spacing Criteria (90°-270°): 1.26



Illuminance at a Distance

Distance from Luminaire	FC at Nadir	Beam Diameter
4'	17.4fc	12"-4"
6'	7.7fc	18"-6"
8'	4.3fc	24"-7"
10'	2.8fc	30"-10"
12'	1.9fc	36"-11"

Zonal Lumen Summary

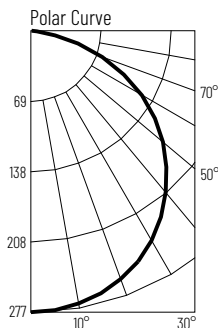
Zone	Lumens	% Luminaire
0-30	216	26.7
0-40	355	43.8
0-60	631	77.8
0-90	811	100
90-180	0	0
0-180	811	100

Candela Table

Vertical Angles	Candela
0	278
5	277
15	267
25	249
35	221
45	186

Test Information

Test Number: NTR2188R1
 Part Number: NOXAC-4RGTWWW
 Beam Spread: 114° Wide Flood
 Lumens: 810lm
 Wattage: 9.95W
 Efficacy: 81lpw
 CCT / CRI: 5000K / 90 CRI
 Spacing Criteria (0°-180°): 1.28
 Spacing Criteria (90°-270°): 1.26



Illuminance at a Distance

Distance from Luminaire	FC at Nadir	Beam Diameter
4'	17.3fc	12"-4"
6'	7.7fc	18"-6"
8'	4.3fc	24"-8"
10'	2.8fc	30"-10"
12'	1.9fc	37"

Zonal Lumen Summary

Zone	Lumens	% Luminaire
0-30	216	26.7
0-40	354	43.7
0-60	630	77.8
0-90	810	100
90-180	0	0
0-180	810	100

Candela Table

Vertical Angles	Candela
0	277
5	276
15	267
25	249
35	221
45	186