

# Pex™ 3" Trimless Smooth Reflector Trim

Pex™ Precision die-cast trims with Twist-&-Lock system for easy tool-free installation



## Features

- 3" Trimless Smooth Reflector (ELK315W)
- 3" Trimless Spackle Frame (EL3SFR)
- 35° Adjustability.
- Convenient twist-lock design for easy installation.
- Lamp: Koto™ LED Module.

## Technical Details

**Installation:** Twist-lock design allows for easy mounting onto the Koto™ LED Module.

**Lamp:** Koto™ LED Module.

## Options



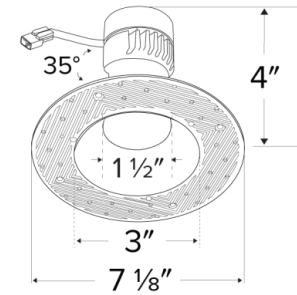
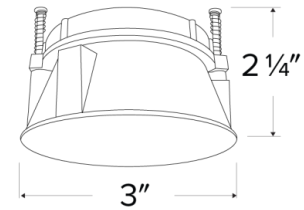
**ELK315 - White Reflector**



**ELK315H - Haze Reflector**



**EL3SFR - Spackle Frame**



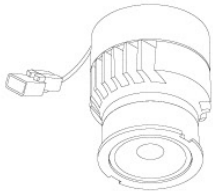
## Product Number

Item	Description	Finish
ELK315H	3" Round Adjustable Trimless Reflector	Haze

# Compatible Products

For use with 3" Koto™ Twist-&-Lock Trimless

## Koto™ LED Module



**Koto™ LED Module**  
ELK07 - ELK09

PRODUCT NUMBER BUILDER			
Koto™ LED Module	Lumens	Color Temperature	Beam Angle
<b>ELK</b>			
	<b>07</b> 750 lm	<b>27</b> 2700K	<b>(blank)</b> 38° lens (Standard)
	<b>09</b> 950 lm	<b>30</b> 3000K	<b>-S</b> 18° lens
		<b>35</b> 3500K	<b>-N</b> 25° lens
		<b>40</b> 4000K	<b>-W</b> 60° lens
		<b>SD</b> Sunset Dimming (ELK09 Only)	

### ACCESSORIES




#### Lens

- EP731C** 18° Lens
- EP732C** 25° Lens
- EP733C** 38° Lens
- EP734C** 60° Lens

\*EP732C, EP733C, EP734C Included

#### Reflectors

- EP735C** 15°
- EP736C** 25°
- EP737C** 38°
- EP738C** 60°



#### Secondary Optics

- L45** Hex Louver
- L46** Linear Louver
- L47** Spread Louver

## 3" Koto™ Dedicated LED ICA Housings



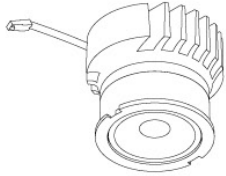
3" ICA Maximum Adjustability Housing  
**New Construction**

CAT NO.	SPECIFICATIONS
EL386ICA	Maximum Adjustability

# Compatible Products

For use with 3" Koto™ Twist-&-Lock Trimless

## Koto™ Architectural LED Light Engine



**Koto™ LED Light Engine**  
ELK19 - ELK21

PRODUCT NUMBER BUILDER				
Koto™ LED Light Engine	Lumens	Color Temperature	Beam Angle	
<b>ELK</b>				
<b>19</b>	750 - 850 lm	<b>27D</b> 2700K	<b>(blank)</b> 38° lens (Standard)	
<b>21</b>	1100 - 1500 lm	<b>30D</b> 3000K	<b>-S</b>	18° lens
		<b>35D</b> 3500K	<b>-N</b>	25° lens
		<b>40D</b> 4000K	<b>-W</b>	60° lens
		<b>SD</b>	Sunset Dimming (ELK19 Only)	

### ACCESSORIES



#### Lens


<b>EP731C</b>	18° Lens
<b>EP732C</b>	25° Lens
<b>EP733C</b>	38° Lens
<b>EP734C</b>	60° Lens

*\*EP732C, EP733C, EP734C Included*



#### Reflectors

<b>EP735C</b>	15°
<b>EP736C</b>	25°
<b>EP737C</b>	38°
<b>EP738C</b>	60°



#### Secondary Optics

<b>L45</b>	Hex Louver
<b>L46</b>	Linear Louver
<b>L47</b>	Spread Louver

## 3" Koto™ Architectural Recessed Housings



3" High Lumen Maximum Adjustability ICA Housing  
1500 lm (18.9W) w/ELK21 Series Module  
Not for use with ELK19 Series Module  
**New Construction**



3" Shallow Maximum Adjustability ICA Housing  
850 lm (14.7W) w/ELK19 Series Module  
1100 lm (14.7W) w/ELK21 Series Module  
**New Construction**

CAT NO.	SPECIFICATIONS
E3LK53ICA	15.7W - 120V - Triac/ELV
E3LK54ICAD	15.7W - 120/277V 0-10V/Triac/ELV
E3LK85ICAD	18.9W - 120/277V 0-10V/Triac/ELV

CAT NO.	SPECIFICATIONS
E3LK76ICA	120V - Triac/ELV
E3LK77ICAD	120/277V - 0-10V/Triac/ELV