

Pex™ 3" Round Adjustable Gimbal

Pex™ Precision die-cast adjustable trims with twist-&-lock system for easy Koto™ Module installation



Features

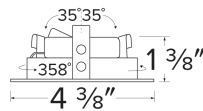
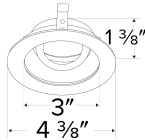
- 3" Round Gimbal.
- 358° Rotation.
- 30° tilt (for EL386ICA), 15° tilt (for EL390 Series)
- 30° tilt (with Architectural Koto™ LED Module & Housings)
- Convenient twist-lock design for easy installation.
- Lamp: Koto™ LED Module.
- 4 3/8" O.D.

Technical Details

Construction: Diecast aluminum with a powder coated finish.

Installation: Twist-lock design allows for easy mounting onto the Koto™ LED Module.

Lamp: Koto™ LED Module.



Dimensions:

Options



All White



All Black



All Bronze



Black with White Ring



Chrome with White Ring



Haze with White Ring

Product Number

Item	Finish
ELK3629C	Chrome with White Ring

Product Number Builder Example: ELK3629W

Pex™ 3" Round Gimbal	Finish
ELK3629	

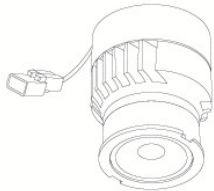
- W** All White
- BB** All Black
- BZ** All Bronze
- B** Black with White Ring
- C** Chrome with White Ring
- H** Haze with White Ring

Compatible Products



For use with 3" Koto™ Twist-&-Lock Trims

Koto™ LED Module



Koto™ LED Module
ELK07 - ELK09

PRODUCT NUMBER BUILDER

Koto™ LED Module	Lumens	Color Temperature	Beam Angle
ELK			
07	750 lm	27 2700K	(blank) 38° lens (Standard)
09	950 lm	30 3000K	-S 18° lens
		35 3500K	-N 25° lens
		40 4000K	-W 60° lens
		SD Sunset Dimming (ELK09 Only)	

ACCESSORIES



Lens


EP731C	18° Lens
EP732C	25° Lens
EP733C	38° Lens
EP734C	60° Lens

*EP732C, EP733C, EP734C Included



Reflectors

EP735C	15°
EP736C	25°
EP737C	38°
EP738C	60°



Secondary Optics

L45	Hex Louver
L46	Linear Louver
L47	Spread Louver

3" Koto™ Dedicated LED ICA Housings



3" ICA Maximum Adjustability Housing
New Construction

CAT NO.	SPECIFICATIONS
EL386ICA	Maximum Adjustability



3" ICA Housing
New Construction

CAT NO.	SPECIFICATIONS
EL390ICA	
EL390ICA-EM5	Emergency Battery Back-up (90 minutes)



3" ICA Housing
Remodel

CAT NO.	SPECIFICATIONS
EL390RICA	



2-Hour Fire Rated 3" ICA Housing
New Construction

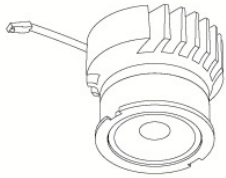
CAT NO.	SPECIFICATIONS
EL39FICA	7 1/2" Height - Sound Rated

Compatible Products



For use with 3" Koto™ Twist-&-Lock Trims

Koto™ Architectural LED Light Engine



Koto™ LED Light Engine
ELK19 - ELK21

PRODUCT NUMBER BUILDER			
Koto™ LED Light Engine	Lumens	Color Temperature	Beam Angle
ELK			
19	750 - 850 lm	27D 2700K	(blank) 38° lens (Standard)
21	1100 - 1500 lm	30D 3000K	-S 18° lens
		35D 3500K	-N 25° lens
		40D 4000K	-W 60° lens
		SD Sunset Dimming (ELK19 Only)	

ACCESSORIES



Lens

- EP731C 18° Lens
- EP732C 25° Lens
- EP733C 38° Lens
- EP734C 60° Lens

*EP732C, EP733C, EP734C Included

Reflectors

- EP735C 15°
- EP736C 25°
- EP737C 38°
- EP738C 60°



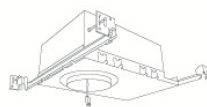
Secondary Optics

- L45 Hex Louver
- L46 Linear Louver
- L47 Spread Louver

3" Koto™ Architectural Recessed Housings



3" High Lumen Maximum Adjustability ICA Housing
1500 lm (18.9W) w/ELK21 Series Module
Not for use with ELK19 Series Module
New Construction



3" Shallow Maximum Adjustability ICA Housing
850 lm (14.7W) w/ELK19 Series Module
1100 lm (14.7W) w/ELK21 Series Module
New Construction



3" Standard ICA Housing
750 lm (10.5W) w/ELK19 Series Module
950 lm (10.5W) w/ELK21 Series Module
New Construction

CAT NO.	SPECIFICATIONS
E3LK85ICAD	120/277V - 0-10V/Triac/ELV

CAT NO.	SPECIFICATIONS
E3LK76ICA	120V - Triac/ELV
E3LK77ICAD	120/277V - 0-10V/Triac/ELV

CAT NO.	SPECIFICATIONS
E3LK65ICA	120V - Triac/ELV
E3LK65ICA-EM1	Emergency Battery Back-Up
E3LK66ICAD	120/277V - 0-10V/Triac/ELV
E3LK66ICAD-EM1	Emergency Battery Back-Up



3" Standard ICA Housing
750 lm (10.5W) w/ELK19 Series Module
950 lm (10.5W) w/ELK21 Series Module
Remodel

CAT NO.	SPECIFICATIONS
E3LK65RICA	120V - Triac/ELV



2-Hour Fire Rated 3" ICA Housing
750 lm (10.5W) w/ELK19 Series Module
950 lm (10.5W) w/ELK21 Series Module
New Construction

CAT NO.	SPECIFICATIONS
ELK72FICA	120V - Triac/ELV
ELK73FICAD	120/277V - 0-10V/Triac/ELV