

2" Round LED High-Lumen Baffle Light Engine



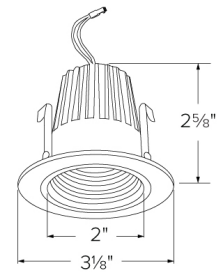
Features

- Suitable for use in fixtures installed in insulated ceilings.
- Suitable for new construction and remodel housings.
- Suitable for installation into ELCO 2" recessed fixtures with 2-wire connector.
- Diecast construction provides lasting durability.
- Energy Star Certified.
- Title 24 JA8-2019 Compliant.

Specifications

Wattage	11W
Lumens	800 lm - 1135 lm
Color Temp.	2700K - SunsetK
Lamp Type	LED
Beam Angle	36°
CRI	93+
Damp Location	Listed

Dimensions



Technical Details

Optics: PC Lens for even lumen distribution.

Construction: Diecast construction for lasting quality and greater heat dissipation. High quality powder coat finish preventing rust and paint cracking.

Installation: Must be installed in ELCO 2" Alder System housing; E2AJU12ICA, E2LCU86ICA, E2LCU86RICA.

LED Technology:

- Extremely accurate color rendering with 93+ CRI.
- Efficacy of max. 103 lumens per watt.
- Lumen Maintenance of 50,000 hours L70 based on LM80 standardized test results.
- Superior Thermal Management by utilizing aluminum body as heat sink.

Listings: UL Listed for Damp Location. ENERGY STAR® Certified. Title 24 JA8-2019 Compliant.

Warranty: ELCO Products are built to last with a 5-year Limited warranty.

Product Numbers

Item	Lamp type	Lumens	CCT	Watts	Beam Angle	Finish
E214C1827W	LED	1000 lm	2700K	11W	36°	White
E214C1830W	LED	1050 lm	3000K	11W	36°	White
E214C1835W	LED	1100 lm	3500K	11W	36°	White
E214C1840W	LED	1135 lm	4000K	11W	36°	White
E214C18SDW	LED	800 lm	SunsetK	11W	36°	White

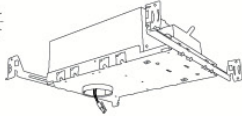
Product Number Builder Example: E214C1827W

ELCO 2" Light Engines	Color Temp.	White
E214C18		W
	27 2700K 30 3000K 35 3500K 40 4000K SD Sunset	

Compatible Products

For use 2" High Lumen LED Light Engines

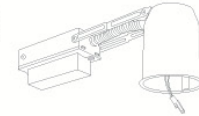
2" Alder™ IC Airtight High Tech LED Housings



2" Double Wall IC Rated for max. R-60 spray foam insulation
New Construction



2" Single Wall IC Housing
New Construction



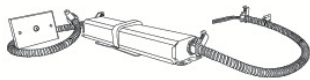
2" Single Wall IC Housing
Remodel

CAT NO.	SPECIFICATIONS
E2AJU12ICA	11W, 120/277V, Triac/ELV/0-10V

CAT NO.	SPECIFICATIONS
E2LCU86ICA	11W, 120/277V, Triac/ELV/0-10V
E2LC185ICA	11W, 120V, Triac/ELV

CAT NO.	SPECIFICATIONS
E2LCU86RICA	11W, 120/277V, Triac/ELV/0-10V
E2LC185RICA	11W, 120V, Triac/ELV

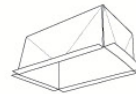
2" Alder™ Accessories



Emergency Battery Backup



Fire Cover



Fire Enclosure



Mica Fire Tape

CAT NO.	SPECIFICATIONS
KEM-LD3	8W, Up to 750 lm
KEM-LD4	12W, Up to 1100 lm

CAT NO.	SPECIFICATIONS
FIRECVR	9 3/4" H x 17" O.D.

CAT NO.	SPECIFICATIONS
FIREENCL	20 3/8" L x 14 3/8" W
FIREENCL-S	Shallow, 16" L x 14 3/8" W

CAT NO.	SPECIFICATIONS
FIRETAPE	3/4" W x 16' L

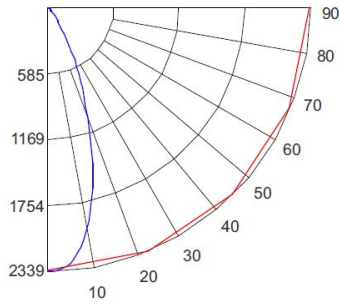
*Driver included for all housings

2" Round LED High Lumen Baffle Light Engine

Multiplier: 2700K (x 0.96), 3500K (x 1.04), 4000K (x 1.08)

PHOTOMETRIC REPORT

Product #: E214C1830
 Wattage/Lumens: 10.4W/ 1063 lm
 Luminaire LPW: 102 Lm/W



CANDLE POWER SUMMARY

Degrees Vertical	0°
0	2338
5	2268
15	1564
25	658
35	165
45	29
55	20
65	13
75	7
85	2
90	0

ILLUMINANCE AT A DISTANCE

Distance to Target Plane	Footcandles Beam Center	Beam Diameter
4'	146	2.6'
6'	64.9	3.9'
8'	36.5	5.2'
10'	23.4	6.6'

ZONAL LUMEN SUMMARY

Zone	Lumens	% Luminaire
0-30°	893.96	84.10
0-40°	1000.85	94.10
0-60°	1042.06	98.00
0-90°	1062.12	99.90