

6" 0-10V LED Inserts with 5-CCT and 3-Lumen Switch

This unique Ply System 0-10V dimmable LED Insert gives you the options you are looking for in one fixture. Engineered with energy-efficient LED technology and with a 120/277V 0-10V dimmable driver for a budget friendly 0-10V solution. Switch to desired Color Temperature (2700K, 3000K, 3500K, 4000K or 5000K) and Lumen Output (1000 lm, 1500 lm, 2000 lm) by using manual switch located on module. Designed to be used for New Construction, Remodel with ELCO Ply System Housings or as a retrofit with existing housings.



Features

- Manual switch to choose desired Color Temperature and Lumen Output
- 0-10V Dimmable
- 120/277V Driver
- Soft white lens provides smooth lumen distribution and eliminates LED pixelation
- Deep set LED trim reduces glare while providing even illumination
- 90+ CRI for extremely accurate color rendering
- CA Title 24, ETL listed, ENERGY STAR, JA8-2016-E
- Life span of 50,000 hours L70
- Patent Pending

Specifications

Wattage	13, 19, 24W
Lumens	1000, 1500, 2000 lm
Voltage	120/277V
Color Temp.	2700K, 3000K, 3500K, 4000K, 5000K
Dimmable	0-10V
Lamp Type	LED
CRI	90+
Wet Location	Listed

Options



White



Haze/White Ring



Chrome/White Ring



All Black

Technical Details

Optics: Frosted polycarbonate lens diffuses light evenly throughout while reducing glare with LED Array technology.

Construction: For use in IC and Non-IC housings. Spun Aluminum for greater heat dissipation. High quality powder coat finish preventing rust and paint cracking.

Installation: Quick connect for use with EL76FICDXA, EL76FICDXA-B, EL760ICDXA, EL760ICDXA-B, EL760ICDXA-EM5 and EL760RICDXA.

Electrical: Driver connects to 120/277V power supply. High Efficiency driver with a power factor > 0.9. Start time of less than .75 seconds.

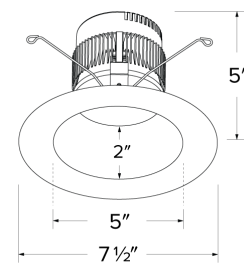
LED Technology: Extremely accurate color rendering with 93+ CRI. Lumen Maintenance of 50,000 hours L70 Life based on LM80 standardized test results. Superior Thermal Management by utilizing integral heat sink. Instant On to Full Brightness. No LED pixelation.

Dimmability: Works with 0-10V dimmers. Dims down to 10%. For full list of dimmers refer to the Dimmer Compatibility List. Industry leading dimming. Dims smoothly with no hot spots or flickering.

Listings: Listed for Wet Location. RoHS Compliant. ENERGY STAR® Certified. California Title 24 JA8-2016-E.

Warranty: ELCO Products are built to last with a 5-year Limited Warranty.

Dimensions



Product Number

Item	Lamp type	Lumens	CCT	Watts	Voltage	Dimming	Finish
EL685CT5DBB	LED	1000	2700K,	13,	120/277V	0-10V	All Black
		1500	3000K,				
		2000 lm	3500K, 19,				
			4000K, 24W				
			5000K				

Product Number Builder Example: EL685CT5DW

ELCO 6" LED Inserts

Color Temp.

Finish

EL685

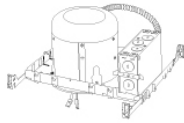
CT5 2700K-5000K

DW White
DHW Haze/White Ring
DCW Chrome/White Ring
DBB All Black

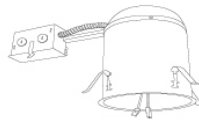
Compatible Products

For use with 6" 0-10V LED Inserts with 5-CCT and 3-Lumen Switch

6" 0-10V Dedicated LED Housings



6" 0-10V Dedicated LED Housing
New Construction



6" 0-10V Dedicated LED Housing
Remodel



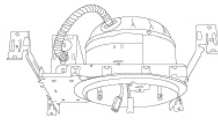
2-Hour Fire Rated
6" 0-10V Dedicated LED Housing
New Construction

CAT NO.	SPECIFICATIONS
EL770ICDXA	120/277V
EL770ICDXA-B	Butterfly Bracket
EL770ICDXA-EM5	Emergency Back-Up

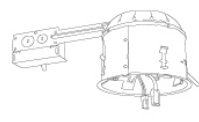
CAT NO.	SPECIFICATIONS
EL770RICDXA	120/277V

CAT NO.	SPECIFICATIONS
EL76FICDXA	7 3/4" Height - 24W, 120/277V
EL76FICDXA-B	Butterfly Bracket

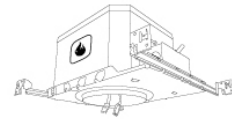
6" 0-10V Shallow Dedicated LED Housings



6" 0-10V Dedicated LED Housing
Shallow New Construction



6" 0-10V Dedicated LED Housing
Shallow Remodel



2-Hour Fire Rated
6" 0-10V Dedicated LED Housing
Shallow New Construction

CAT NO.	SPECIFICATIONS
EL760ICDXA	120/277V
EL760ICDXA-B	Butterfly Bracket
EL760ICDXA-EM5	Emergency Back-Up

CAT NO.	SPECIFICATIONS
EL760RICDXA	120/277V

CAT NO.	SPECIFICATIONS
EL75FICDXAS	6 3/16" Height - 24W, 120/277V

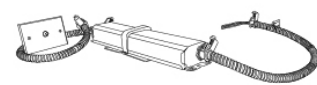
6" Accessories



Hanger Bars
for Butterfly Bracket



Hanger Bars
for Butterfly Bracket



Emergency Battery Backup

CAT NO.	SPECIFICATIONS
FB27	Set of two 27" flat hanger bars for wood construction

CAT NO.	SPECIFICATIONS
CH26	Set of two 26" C-Channel hanger bars for T-Bar ceiling

CAT NO.	SPECIFICATIONS
KEM-LD5	8W, 120/277V