

4" LED Fire Rated New Construction IC Airtight Housing



4" Fire Rated ICA New Construction LED housing. Compatible with 4" LED inserts. 2-hour fire rated. Quick Connect terminal connector for easy installation.

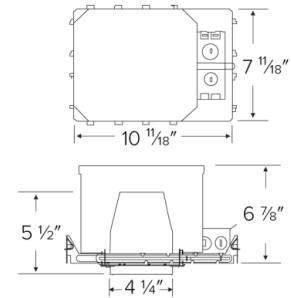
Features

- IC Airtight for direct contact with insulation.
- UL Listed for 2-Hour Fire Resistance to meet and exceed strict fire safety codes.
- Integrated Non-combustible insulation acts as a sound barrier minimizing sound transfer between floors.
- Meets Title 24 requirements.
- STC/IC Sound Rated
- Trims and inserts sold separately.
- 14W MAX.
- Height: 6 7/8"

Specifications

Wattage	14W
Voltage	120/277V
Wet Location	UL Listed
Damp Location	UL Listed

Dimensions



Technical Details

Construction:

- Double wall IC rated for direct contact with insulation. For use in IC and non-IC conditions.
- Housing adjusts in frame to accommodate up to 1 1/2" ceiling thickness.
- Airtight housing with gasket to restrict airflow in accordance with ASTM E-283 air-tight requirements.

Installation:

- Designed for ceiling plenums where 2x8 joists or taller are used.
- High strength hanger bars can easily be nailed to joists.
- Suitable for T-grid and drop ceiling applications.
- See installation sheet for detailed information.

Junction Box: Positioned to accommodate straight conduit runs. Two 3/4" knockouts, Seven 1/2" trade size conduit knockouts, One 3/8" knockout. Four Pry-out knockout slots for easy romex installation.

Hanger Bars: Pre Installed hanger bars with True Nail easy installation in regular lumber, engineered lumber, and Laminated Beams. Integral T-bar slots for easy installation in T-Bars. Spans up 24" and can be repositioned 90°. Score lines allow for tool-free hanger bar size reduction. Integral leveling flange allows for single-person installation while easily aligning the housings with the joists.

Emergency Battery Pack: Optional 90 minute battery pack available with test indicator switch. Note that double wall housings require Access From Above Ceiling for Battery Maintenance.

Listings: UL Listed for Damp Location and for Wet Location with select trims. UL Listed for Direct Contact with Insulation and Combustible Material. UL Listed for Feed Through. Sound rated.

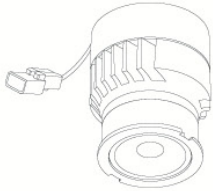
Product Number

Item	Watts	Voltage
EL48FICA	14W	120/277V

Compatible Products

For use with Dedicated 4" IC LED Housings

Koto™ LED Module



Koto™ LED Module
ELK07 - ELK09

PRODUCT NUMBER BUILDER

Koto™ LED Module	Lumens	Color Temperature	Beam Angle
ELK			
07	750 lm	27 2700K	(blank) 38° lens (Standard)
09	950 lm	30 3000K	-S 18° lens
		35 3500K	-N 25° lens
		40 4000K	-W 60° lens
		SD Sunset Dimming (ELK09 Only)	

ACCESSORIES



Lens

EP731C	18° Lens
EP732C	25° Lens
EP733C	38° Lens
EP734C	60° Lens

Reflectors

EP735C	15°
EP736C	25°
EP737C	38°
EP738C	60°

*EP732C, EP733C, EP734C Included



Secondary Optics

L45	Hex Louver
L46	Linear Louver
L47	Spread Louver

4" Pex™ Twist-&-Lock Trims



Reflector

ELK4118
Finishes:
(W, BB, BZ, B, C, H)



Adjustable Gimbal

ELK4129
Finishes:
(W, BB, BZ, B, C, H)



Adjustable Pinhole

ELK4127
Finishes:
(B, BB, BZ)



Adjustable Baffle

ELK4193
Finishes:
(W, BB, BZ)



Reflector

ELK4218
Finishes:
(W, BB, BZ, B, C, H)



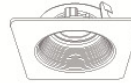
Adjustable Gimbal

ELK4229
Finishes:
(W, BB, BZ, B, C, H)



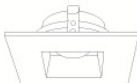
Adjustable Pinhole

ELK4227
Finishes:
(B, BB, BZ)



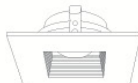
Adjustable Phenolic Baffle

ELK4293
Finishes:
(W, BB, BZ)



Adjustable Reflector

ELK4282
Finishes:
(W)



Adjustable Baffle

ELK4284
Finishes:
(W)

*Finishes: **W** - All White, **BB** - All Black, **BZ** - All Bronze, **B** - Black Reflector w/White Ring, **C** - Chrome Reflector w/White Ring, **H** - Haze Reflector w/White Ring

Compatible Products



For use with Dedicated 4" IC LED Housings

4" Pex™ Adjustable Trimless



Smooth Reflector

ELK430

Finishes:

(W, B, BZ)



Baffle

ELK434

Finishes:

(W, B, BZ)

4" Flexa™ Twist-&-Lock Trims

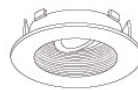


Round Reflector

ELK4721

Finishes:

(WW, BB, BZBZ, BW, CC, CW,
HW, CN)

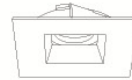


Round Baffle

ELK4723

Finishes:

(WW, BB, BZBZ, BW)



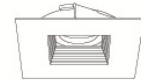
Square Reflector

ELK4741

Finishes:

(WW, BB, BZBZ, BW, HW)

**Not for Remodel Housing*



Square Baffle

ELK4743

Finishes:

(WW, BB, BZBZ, BW)

**Not for Remodel Housing*

*Finishes: **W** - All White, **WW** - All White, **B** - Black, **BB** - All Black, **BZ** - All Bronze, **CC** - All Chrome, **BZBZ** - All Bronze, **BW** - Black Reflector w/White Ring, **CW** - Chrome Reflector w/White Ring, **CN** - Chrome Reflector w/Nickel Ring, **HW** - Haze Reflector w/White Ring

Compatible Products

For use with Dedicated 4" IC LED Housings

4" LED Light Engines



Round Reflector

CAT NO.	SPECIFICATIONS
EL41527W, BZ	10W, 800 lm, 2700K
EL41530W, BZ	10W, 850 lm, 3000K
EL41535W, BZ	10W, 900 lm, 3500K
EL41540W	10W, 900 lm, 4000K
EL41550W	10W, 950 lm, 5000K
EL415CT5W	12W, 850 lm, 2700K - 5000K



Round Baffle

CAT NO.	SPECIFICATIONS
EL41027W	10W, 800 lm, 2700K
EL41030W	10W, 850 lm, 3000K
EL41035W	10W, 900 lm, 3500K
EL41040W	10W, 900 lm, 4000K
EL410CT5W	12W, 850 lm, 2700K - 5000K
EL41230W	14W, 1000 lm, 3000K



Round Reflector

CAT NO.	SPECIFICATIONS
EL41727W, C, H	14W, 1000 lm, 2700K
EL41730W, C, H	14W, 1000 lm, 3000K
EL41735W, C, H	14W, 1100 lm, 3500K
EL41740W, C, H	14W, 1200 lm, 4000K



DIMS TO WARM
SUNSET DIMMING TECHNOLOGY

Round Reflector

CAT NO.	SPECIFICATIONS
EL415SDW, BZ	10W, 700 lm, Sunset
EL410SDW, BZ	10W, 700 lm, Sunset



Square Reflector

CAT NO.	SPECIFICATIONS
EL44227W	10W, 750 lm, 2700K
EL44230W, BZ	10W, 775 lm, 3000K



Square Baffle

CAT NO.	SPECIFICATIONS
EL44130W, BZ	10W, 750 lm, 2700K



Round Gimbal

CAT NO.	SPECIFICATIONS
EL41627W	9W, 620 lm, 2700K
EL41630W	9W, 650 lm, 3000K



Square Gimbal

CAT NO.	SPECIFICATIONS
EL44627W	9W, 620 lm, 2700K
EL44630W	9W, 650 lm, 3000K



Round Baffle Gimbal

CAT NO.	SPECIFICATIONS
EL41427W	10W, 700 lm, 2700K
EL41430W, B	10W, 700 lm, 3000K
EL41435W	10W, 700 lm, 3500K



Round Pull Down Adjustable

CAT NO.	SPECIFICATIONS
EL49727W, B	White, 12.6W, 840 lm, 2700K
EL49730W, B	White, 12.6W, 840 lm, 3000K



Square Pull Down Adjustable

CAT NO.	SPECIFICATIONS
EL44727W, B	White, 12.6W, 840 lm, 2700K
EL44730W, B	White, 12.6W, 840 lm, 3000K



Round Pull Down Adjustable
(2nd Generation)

CAT NO.	SPECIFICATIONS
EL49727W2	White, 11W, 950 lm, 2700K
EL49730W2	White, 11W, 950 lm, 3000K

*Finishes: **W** - All White, **B** - All Black, **BZ** - All Bronze, **C** - Chrome w/White Ring, **H** - Haze w/White Ring

Compatible Products



For use with Dedicated 4" IC LED Housings

4" Cedar™ LED Light Engines



Round Reflector

E410R

Finishes:

(W, BB, BZ, B, C, H, MW, MB)



Round Wall Wash Reflector

E411R

Finishes:

(W, BB, BZ, B, C, H, MW, MB)



Round Drop Glass

E412R

Finishes:

(W, BB, BZ, B, C, H, MW, MB)



Round Baffle

E414R

Finishes:

(W, BB, BZ, B)



Square on Square Baffle

E415R

Finishes:

(W, BZ)



Square on Square Reflector

E417R

Finishes:

(W, BZ, C, H)



Square on Round Reflector

E420R

Finishes:

(W, BB, BZ, C, H, MW, MB)



Square on Round Baffle

E424R

Finishes:

(W, BB, BZ, B)

PRODUCT NUMBER BUILDER

4" LED Module & Driver	Style	Lumens	Color Temperature	Finish
E4				
10R	Round Reflector	08 850 lm (10.5W)	27 2700K	W All White
11R	Round Wall Wash Reflector		30 3000K	BB All Black
12R	Round Drop Glass		35 3500K	BZ All Bronze
14R	Round Baffle		40 4000K	B Black w/White Ring
15R	Sq. on Sq. Baffle		SD Sunset Dimming	C Chrome w/White Ring
17R	Sq. on Sq. Reflector			H Haze w/White Ring
20R	Sq. on Round Reflector			MW Matte White
24R	Sq. on Round Baffle			MB Matte Black

Compatible Products



For use with Dedicated 4" IC LED Housings

4" Ply™ 120/277V LED Inserts



Round Insert

EL495

Finishes:

(DW, DHW, DCW)

PRODUCT NUMBER BUILDER			
4" 120/277V LED Inserts	Color Temperature		Finish
EL495			
	30	3000K (800 lm)	DW All White
	35	3500K (850 lm)	DHW Haze w/White Ring
	40	4000K (900 lm)	DCW Chrome w/White Ring

**Must be used with PLY™ Housings for 0-10V dimmability (EL490ICDXA, EL490RICDXA, EL492ICDXA, EL492RICDXA). With non-ply housing this is non-dimmable, 120-277V input only.*

4" Ply™ 120/277V Adjustable LED Inserts



Round Adjustable Gimbal

EL414

Finishes:

(DXW, DXB)



Round Adjustable Insert

EL497

Finishes:

(DXW, DXB, DXBZ DXN)



Square Adjustable Insert

EL447

Finishes:

(DXW, DXB, DXBZ DXN)

ACCESSORIES



Interchangeable Lens

(For EL497 & EL447 Series only)

EP710C 20° Beam
EP712C 60° Beam

PRODUCT NUMBER BUILDER			
4" 120/277V Adjustable LED Inserts	Style	Color Temperature	Finish
EL4			
	14 Adjustable Gimbal	27D 2700K	DXW All White
	97 Round Adjustable	30D 3000K	DXB All Black
	47 Square Adjustable		DXBZ All Bronze
			DXBN All Nickel

**Must be used with PLY™ Housings for 0-10V dimmability (EL490ICDXA, EL490RICDXA, EL492ICDXA, EL492RICDXA). With non-ply housing this is non-dimmable, 120-277V input only.*